









Lufft UMB Sensor Overview

	Wind	Temperature Rel. humidity Air pressure	Temperature Rel. humidity Air pressure Precipitation	Temperature Rel. humidity Air pressure Radiance (solar radiation)
Titan				
	Ventus			WS310
Platinum				
				WS301/303
Gold				
	V200A	WS300	WS400	WS304
Professional				
	WS200		WS401	WS302



Temperature Rel. humidity Air pressure Wind speed Wind direction	Temperature Rel. humidity Air pressure Wind speed Wind direction Radiance (solar radiation)	Temperature Rel. humidity Air pressure Wind speed Wind direction Precipitation	Temperature Rel. humidity Air pressure Wind speed Wind direction Precipitation Radiation	2 Channel EXPANDER	Protocols
				ANACON	UMB MODBUS ASCII SDI12
	WS510				
				ANACON	UMB MODBUS ASCII SDI12
	WS501/503				
				ANACON	UMB MODBUS ASCII SDI12
WS500	WS504	WS600	WS700		
				ANACON	UMB MODBUS ASCII SDI12
	WS502	WS601			





Lufft's family of digital weather sensors for all environmental applications: best precision, solar- or mains-powered, all-in-one and stand-alone versions, open interfaces, long life cycle

Smart Sensors

WVS Family



Lufft WS600-UMB – Temperature, Relative Humidity, Precipitation, Air Pressure, Wind, Electronic Compass

From the WS product family of professional intelligent measurement transducers with digital interface for environmental applications.

Integrated design with ventilated radiation protection for measuring:

- Air temperature
- Relative humidity
- Precipitation intensity
- Precipitation type
- Precipitation quantity
- Air pressure
- Wind direction
- Wind speed

Relative humidity is measured by means of a capacitive sensor element; a precision NTC measuring element is used to measure air temperature.

Precipitation is measured by a 24 GHz Doppler radar, which measures the drop speed of an individual drop of rain/snow.

Precipitation quantity and intensity are calculated from the correlation between drop size and speed.

The difference in drop speed determines the type of precipitation (rain/snow).

Maintenance-free measurement offers a major advantage over the common tipping spoon and tipping bucket processes.

Ultrasonic sensor technology is used to take wind measurements.

Measurement output can be accessed by the following protocols:

UMB-Binary, UMB-ASCII, SDI-12, MODBUS

One external temperature sensor is connectable.

All in One

Aspirated temperature/humidity measurement

Maintenance-free operation

Open communication protocol:

- UMB-ASCII
- UMB-Binary
- SDI-12
- MODBUS
- Analogue outputs in combination with 8160.UDAC

Lufft WS600-UMB Smart Weather Sensor			Order No.
WS600-UMB EU, USA, Canada			8370.U01
WS600-UMB UK			8370.U02
Technical Data	Dimensions	Ø approx. 150mm, height approx. 343mm	
	Weight	Approx. 1.5kg	
Temperature	Principle	NTC	
	Measuring range	-50 ... 60°C	
	Accuracy	±0.2°C (-20°C ... +50°C), otherwise ± 0.5°C (>-30°C)	
Relative humidity	Principle	Capacitive	
	Measuring range	0 ... 100% RH	
	Accuracy	±2% RH	
Precipitation intensity	Resolution	0,1mm/h	
Precipitation quantity	Resolution	0.01mm	
	Measuring range	Drop size 0.3 ... 5mm	
	Reproducibility	Typ. >90%	
Precipitation type	Rain/snow		
Air pressure	Principle	MEMS capacitive	
	Measuring range	300 ... 1200hPa	
	Accuracy	±0.5hPa (0...+40°C)	
Wind direction	Principle	Ultrasonic	
	Measuring range	0 ... 359.9°	
	Accuracy	< 3° RMSE >1.0m/s	
Wind speed	Principle	Ultrasonic	
	Measuring range	0...90m/s	
	Accuracy	±0.2m/s or ±2% RMS of reading, whichever is greater (0...65m/s) else ±5%	
General Information	Heating	40VA at 24VDC	
	Protection type housing	IP66	
	Interface	RS485, 2-wire, half-duplex	
	Op. power consumption	4...32VDC	
	Operating humidity range	0 ... 100%	
Accessories	Op. temperature range	-50 ... 60°C	
	Surge protection		8379.USP
	Power supply 24V/4A		8366.USV1
	UMB Interface converter ISOCON-UMB		8160.UISO
	Digital-analog-converter DACON8-UMB		8160.UDAC
	Temperature Sensor WT1		8160.WT1
	Road Surface Temperature Sensor WST1		8160.WST1
	Connection cable, 20m		8370.UKAB20



Standard Certificate for all UMB-Sensors



LUFFT Mess- und
Regeltechnik GmbH

Seite/ Page: 1/2

Herstellerprüfzertifikat M nach DIN 55350-18-4.2.2
Manufacturer test certificate M according to DIN 55350-18-4.2.2

Gegenstand Object	IRS31-UMB		
Sensornummer Sensor number		Seriennummer Serial number	
Hersteller Manufacturer	G. Lufft Mess- und Regeltechnik GmbH Gutenbergstraße 20 70736 Fellbach, Germany		

Temperaturmessung / Temperature measurement

Prüfpunkt Test point	Prüfbedingung Test conditions	Bestanden Passed	
		Ja Yes	Nein No
Fahrbahnoberflächentemperatur Road surface temperature	Temperatur = 0,0 °C ± 0,1 °C Temperature = 0,0 °C ± 0,1 °C	X	
Tiefentemperatur 1 Temperature under ground 1	Temperatur = 0,0 °C ± 0,1 °C Temperature = 0,0 °C ± 0,1 °C	X	
Tiefentemperatur 2 Temperature under ground 2	Temperatur = 0,0 °C ± 0,1 °C Temperature = 0,0 °C ± 0,1 °C	X	

Temperatursensor / Temperature sensor

Prüfpunkt Test point	Prüfbedingung Test conditions	Bestanden Passed	
		Ja Yes	Nein No
Fahrbahnoberflächensensor Road surface sensor	Temperatur = 0,0 °C ± 0,1 °C Temperature = 0,0 °C ± 0,1 °C		
Tiefentemperatursensor 1 Temperature sensor under ground 1	Temperatur = 0,0 °C ± 0,1 °C Temperature = 0,0 °C ± 0,1 °C		
Tiefentemperatursensor 2 Temperature sensor under ground 2	Temperatur = 0,0 °C ± 0,1 °C Temperature = 0,0 °C ± 0,1 °C		

Dieses Prüfzertifikat darf nur vollständig und unverändert weiterverbreitet werden. Auszüge oder Änderungen bedürfen der Genehmigung des Ausstellers. Prüfzertifikate ohne Unterschrift und Stempel haben keine Gültigkeit.
This test certificate may not be reproduced other than in full except with the permission of the exhibitor. Test certificates without signature and seal are not valid.

Stempel Seal Datum Date Qualitätssicherung Quality control Bearbeiter Person in charge

F. V. Hoff Großmann

LUFFT Mess- und
Regeltechnik GmbH



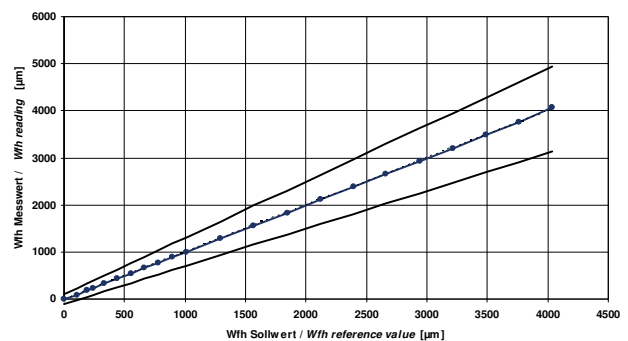
Seite/ Page: 2/2

Herstellerprüfzertifikat M nach DIN 55350-18-4.2.2
Manufacturer test certificate M according to DIN 55350-18-4.2.2
Seriennummer / Serial number:

Kalibrierung Gefriertemperatur / Calibration freezing point

Wasserfilmhöhe water film height	Gefriertemperatur freezing point	Sollwert reference value	Messwert reading
H ₂ O + NaCl 11,8 %, 1000 µm	-8,9 °C ± 1 °C	11,8 % ± 1,0 %	%
H ₂ O + NaCl 2,0 %, 500 µm	-1,0 °C ± 1 °C	2,0 % ± 1,0 %	%
H ₂ O + NaCl 1,1 %, 250 µm	-0,6 °C ± 1 °C	1,1 % ± 1,0 %	%

Kalibrierung Wasserfilmhöhe / Calibration water film height



Funktionstest / Function test

Prüfpunkt Test point	Prüfbedingung Test conditions	Bestanden Passed	
		Ja Yes	Nein No
Temperaturzyklus von -30 °C...+70 °C Temperature cycle from -30 °C...+70 °C	Alle Messwerte korrekt All measured values correctly	X	