








<b>Model No. &amp; Piezometer Type</b>	<b>601 Standpipe Piezometers</b> 	<b>615 Drive-Point Piezometers</b> 					
<b>Installation Method</b>	Placed in a test pit, bore-hole or pushed into suitable ground	Direct push (manual slide hammer) or drilling methods					
<b>Applications</b>	<ul style="list-style-type: none"> <li>• water level monitoring</li> <li>• permeability measurements</li> <li>• slope stability investigations</li> <li>• dewatering drainage operations</li> <li>• construction control</li> <li>• air sparging</li> <li>• metals sampling</li> </ul>	<ul style="list-style-type: none"> <li>• water level measurement</li> <li>• groundwater sampling, including VOCs</li> <li>• base flow monitoring in stream beds</li> <li>• contaminant plume delineations</li> <li>• soil gas sampling</li> <li>• UST monitoring</li> <li>• sparge points</li> <li>• low cost, minimal disturbance site assessment</li> <li>• surface water/ groundwater interaction</li> </ul>	<b>615 (w barb)</b>  <ul style="list-style-type: none"> <li>• water or vapor sampling</li> <li>• water level measurement</li> </ul>	<b>615 N (no barb)</b>  <ul style="list-style-type: none"> <li>• water level measurement</li> <li>• water sampling</li> <li>• water level datalogging (using Levelogger and 1" to 3/4" reducer coupling)</li> </ul>	<b>615 C (w compression fitting)</b>  <ul style="list-style-type: none"> <li>• water or vapor sampling</li> </ul>	<b>615 S (w shield and w or w/o barb)</b>  <ul style="list-style-type: none"> <li>• water or vapor sampling</li> <li>• water level measurement</li> </ul>	<b>615 ML (w dual barb port stem)</b>  <ul style="list-style-type: none"> <li>• high-resolution vertical profiling of water or soil gas</li> <li>• Monitor up to 6 zones in one drive when using 1/4" OD tubing and 3 with 3/8" OD tubing</li> </ul>
<b>Tubing</b>			5/8" OD LDPE or PTFE	None	1/4" OD LDPE or PTFE	5/8" OD (w barb) LDPE or PTFE	3/8" or 1/4" OD LDPE or PTFE
<b>Screened Lengths/Port Diameters</b>	6", 1 ft, 2 ft, 3 ft tips with 3/8" dia. port intakes.	6", 1 ft tips (1 ft extensions available) with 3/8" dia. port intakes.					
<b>Materials</b>	<ul style="list-style-type: none"> <li>• PVC</li> <li>• 60 micron Vyon filter</li> <li>• Neoprene washer</li> </ul>	<ul style="list-style-type: none"> <li>• Stainless steel tip and shields</li> <li>• 50 mesh stainless steel screens</li> </ul>					
<b>Connecting Pipe</b>	3/4" ID PVC riser pipe and slip couplings	3/4" NPT steel drive pipe and couplings					