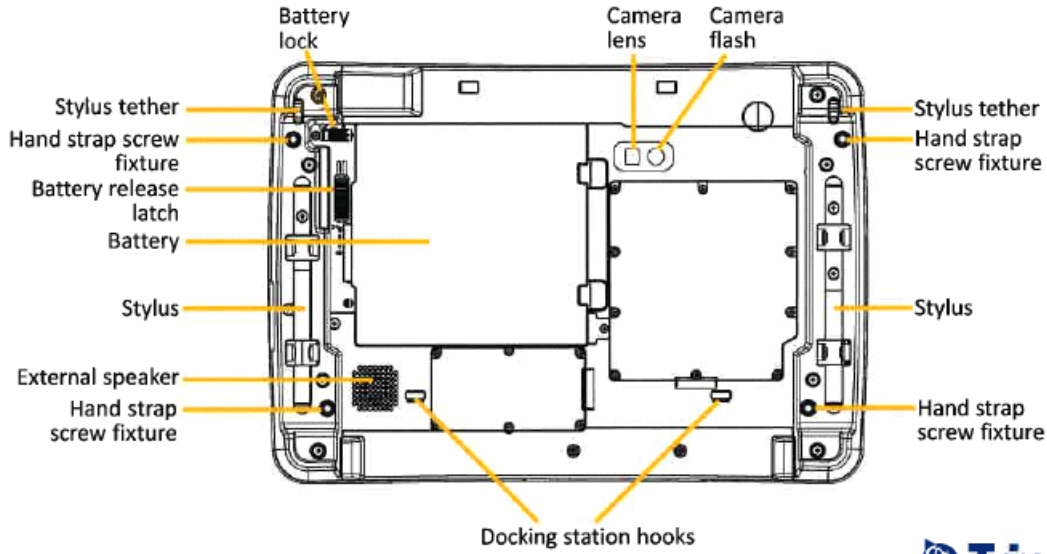
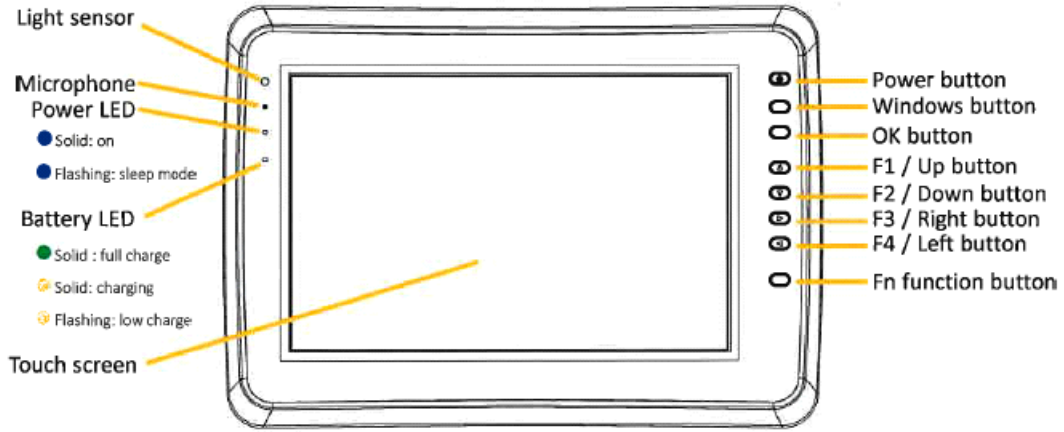


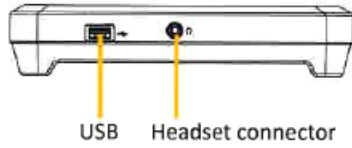
TRIMBLE KENAI RUGGED TABLET COMPUTER QUICK START GUIDE



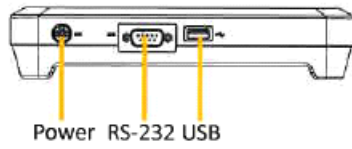
For more information, refer to the user guide at www.trimble.com/Kenai



Left side




Right side



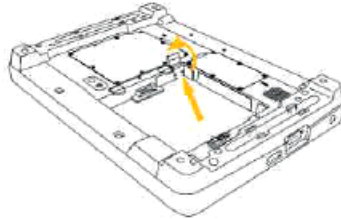
Contents

Some items may not be included.



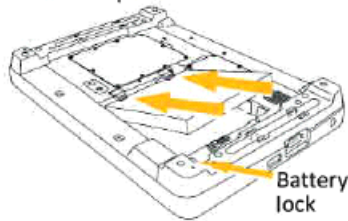
1 Insert SIM card

If the device has WANN, install the SIM Card. (SIM card is not included). If the battery is installed, remove it to access the SIM card slot.



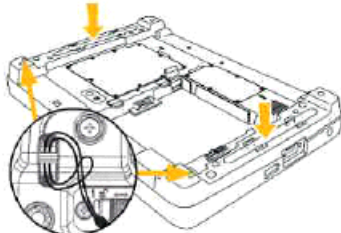
2 Insert battery

Then move battery lock into Lock position.

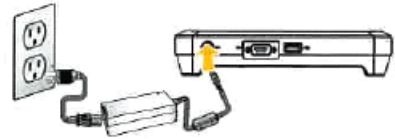


3 Attach stylus


Connect stylus tether to device, then dock stylus.



4 Charge batteries for 6 hours



5 Turn on and complete on-screen user setup



Operating Temperature Range:

-22°F to 130°F (-30°C to 55°C)

Storage Temperature Range:

-40°F to 158°F (-40°C to 70°C)

CAUTION: Do not exceed specified storage temperature.

© 2015 Trimble Navigation Limited. All rights reserved.
This product is protected by US and international copyright, trademark and patent law.
Rev A. P/N 106822.

